



## **Social Login: Sign In With Google - User Guide for Individual Users**

## Table of Contents

<b>Section 1: How to create a FINRA individual account using Google email credentials .....</b>	<b>3</b>
<b>Section 2: How to log in to a FINRA individual account that was created using Google email credentials .....</b>	<b>5</b>
<b>Section 3: How to log in to an existing FINRA individual account using the Sign In With Google option .....</b>	<b>7</b>
<b>Section 4: How to remove the Google sign-in option from a FINRA individual account .....</b>	<b>12</b>

## Section 1: How to create a FINRA individual account using Google email credentials

1. Open the application login page and select **Create Account Here**.
  - 1.1. The application you are logging in to might have a different welcome message and display with or without tabs. Select the **Individual** tab if multiple tabs are shown.

FINra

Firm/Org **Individual** Single Sign-On (SSO)

Welcome to FINRA Gateway

User ID or Personal Email

Enter User ID or Email here

Password

Enter password here


[View Password](#)

By clicking "Accept and continue" or "Sign in with Google" I certify that I have read, understood, and accepted the [Privacy Policy](#) and the FINRA [Entitlement Program Terms of Use](#).

**ACCEPT AND CONTINUE**

**SIGN IN WITH GOOGLE**

[Forgot User ID or Password?](#)

Don't have an account? [Create Account Here](#) 

2. Select the **Continue With Google** option, and you will be redirected to a Google website.


FINra

### Create Individual Account

Your individual account is not associated with a firm or organization.

**CONTINUE WITH EMAIL**

**Continue with Google** option lets you use your Google email to create your FINRA individual account. You will then be able to login using the **Sign in with Google** option.

**CONTINUE WITH GOOGLE** 

Need another account type?

[Firm accounts](#)  
[Org accounts](#)

[Forgot User ID or Password?](#)

3. Enter the Google email you would like to use to create an account with FINRA.

Sign in with Google

# Sign in

to continue to [finra.org](#)

Email or phone

[Forgot email?](#)

To continue, Google will share your name, email address, language preference, and profile picture with finra.org. Before using this app, you can review finra.org's [privacy policy](#) and [terms of service](#).

[Create account](#) [Next](#)

4. Enter your Google email password. You'll be redirected to the FINRA site after completing the Google authentication.

Sign in with Google

# Welcome

fip.stress.test1@gmail.com

Enter your password

Show password

To continue, Google will share your name, email address, language preference, and profile picture with finra.org. Before using this app, you can review finra.org's [privacy policy](#) and [terms of service](#).

[Forgot password?](#) [Next](#)

5. Confirm your first name and last name, and then select **Accept And Continue**.
  - a. Your FINRA individual account is created at this point, and you'll receive a confirmation email with a system-generated user ID and login instructions.


Create Account

\* indicates required field.

First Name \*

Last Name \*

Primary Email \*

ACCEPT AND CONTINUE 

Already have an account? [Log in.](#)

## Section 2: How to log in to a FINRA individual account that was created using Google email credentials

1. Open the application login page and select the **Sign In With Google** option.
  - a. You will be redirected to a Google website.
  - b. The application you are logging in to might have a different welcome message. Select the **Individual** tab if multiple tabs are shown.


**FINRA**

Firm/Org **Individual** Single Sign-On (SSO)

Welcome to FINRA Gateway



User ID or Personal Email

Password

 View Password

By clicking "Accept and continue" or "Sign in with Google" I certify that I have read, understood, and accepted the [Privacy Policy](#) and the FINRA [Entitlement Program Terms of Use](#).

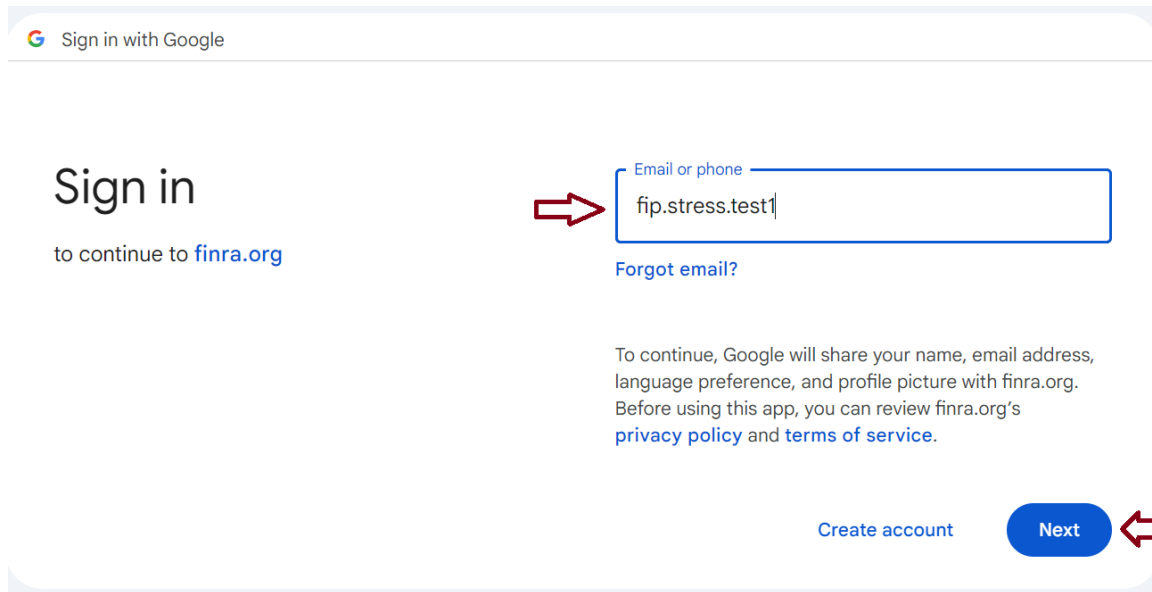
ACCEPT AND CONTINUE

 SIGN IN WITH GOOGLE <sup>1</sup> 

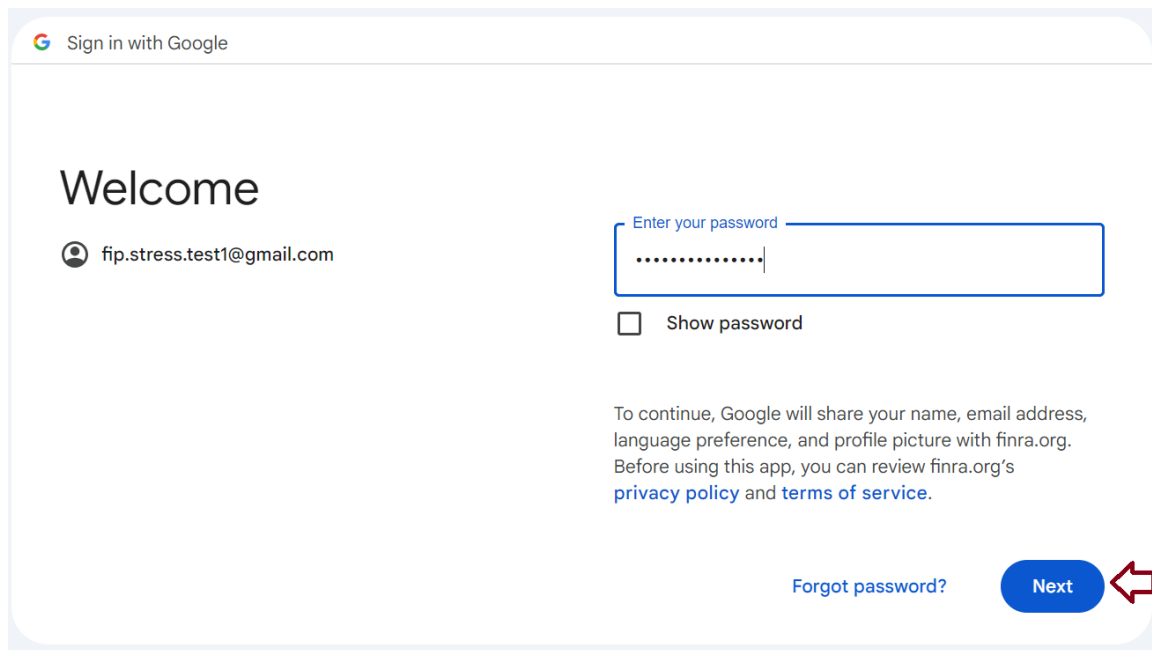
[Forgot User ID or Password?](#)

Don't have an account? [Create Account Here](#)

2. Enter the Google email that matches with the personal email on your FINRA individual account.



3. Enter your Google email password. You'll be redirected to the FINRA site after completing Google authentication.



4. Set up security questions. After this, you will be logged in to the application you're trying to access.

Security Questions

**i** Things to consider when answering security questions:  
Cannot be guessed or researched. Does not change over time. Is precise, easy, and consistent. Can be remembered. Has many possible answers.

Security Question 1	Answer to Question 1
<input type="text" value="In what city was your high school? (full name of city only)"/>	<input type="text" value="test"/>
Security Question 2	Answer to Question 2
<input type="text" value="What was your high school mascot?"/>	<input type="text" value="test"/>
Security Question 3	Answer to Question 3
<input type="text" value="What was your favorite restaurant in college?"/>	<input type="text" value="test"/>

### Section 3: How to log in to an existing FINRA individual account using the Sign In With Google option

Please note that your existing FINRA individual account must have a Google email to use the Sign In With Google option.

- First use the Sign In With Google option, and then verify your FINRA account with password; or
- First verify your FINRA account with password, and then use the Sign In With Google option.

**Option A:** Sign in with Google and then verify FINRA account with password.

- Follow steps 1 to 3 from [section 2](#).
  - Select the **Sign In With Google** option
  - Enter the Google email that matches the personal email on your FINRA individual account.
  - Enter your Google email password. You'll be redirected to the FINRA site after completing Google authentication.
- When prompted, enter your FINRA individual account password to verify.

### Account Found with Email Provided

We found a FINRA individual account that matches the Google e-mail provided. Enter your FINRA individual account password to confirm.

Password

[View Password](#)

3. If prompted, enter security question answer.

### Security Question

In what city was your high school? (full name of city only)

Remember Device [View Answer](#)

4. Select **Link And Sign In**, and then you will be logged in to the application you're trying to access.



### Link FINRA Individual Account

Would you like to link Google Sign In so you can sign in to FINRA using Google credentials? You can still sign with User ID or Email and Password.

ft

**fip-stress test**

fip.stress.test1@gmail.com

LINK AND SIGN IN

SIGN IN

Don't have an account? [Create Account Here](#)

**Option B: Verify your FINRA account with password and then use the Sign In With Google option.**

1. Enter your FINRA individual account user ID or personal email and password. Select **Accept and Continue**.

Firm/Org **Individual** Single Sign-On (SSO)

Welcome to FINRA Gateway

User ID or Personal Email

ftest17

Password

.....

[View Password](#)

By clicking "Accept and continue" or "Sign in with Google" I certify that I have read, understood, and accepted the [Privacy Policy](#) and the FINRA [Entitlement Program Terms of Use](#).

**ACCEPT AND CONTINUE**

SIGN IN WITH GOOGLE ⓘ

[Forgot User ID or Password?](#)

Don't have an account? [Create Account Here](#)

2. If prompted, enter security question answer.

Security Question

In what city was your high school? (full name of city only)

....

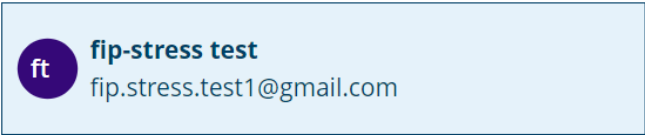
Remember Device ⓘ [View Answer](#)

**CANCEL** **SUBMIT**

3. Select **Link and Sign In**, and you will be redirected to Google website.
- a. Enter the Google email that matches with the personal email on your FINRA individual account.
  - b. Enter your Google email password. You will be logged in to the application you're trying to access after completing Google authentication.

### Link FINRA Individual Account

Your FINRA individual account is a Google e-mail. Would you like to link Google Sign-In so you can sign in to FINRA using Google credentials? You can still sign with User ID or Email and Password.



**fip-stress test**  
fip.stress.test1@gmail.com

Do not show this message again.

**LINK AND SIGN IN** ←

SIGN IN

Don't have an account? [Create Account Here](#)

Sign in with Google

## Sign in

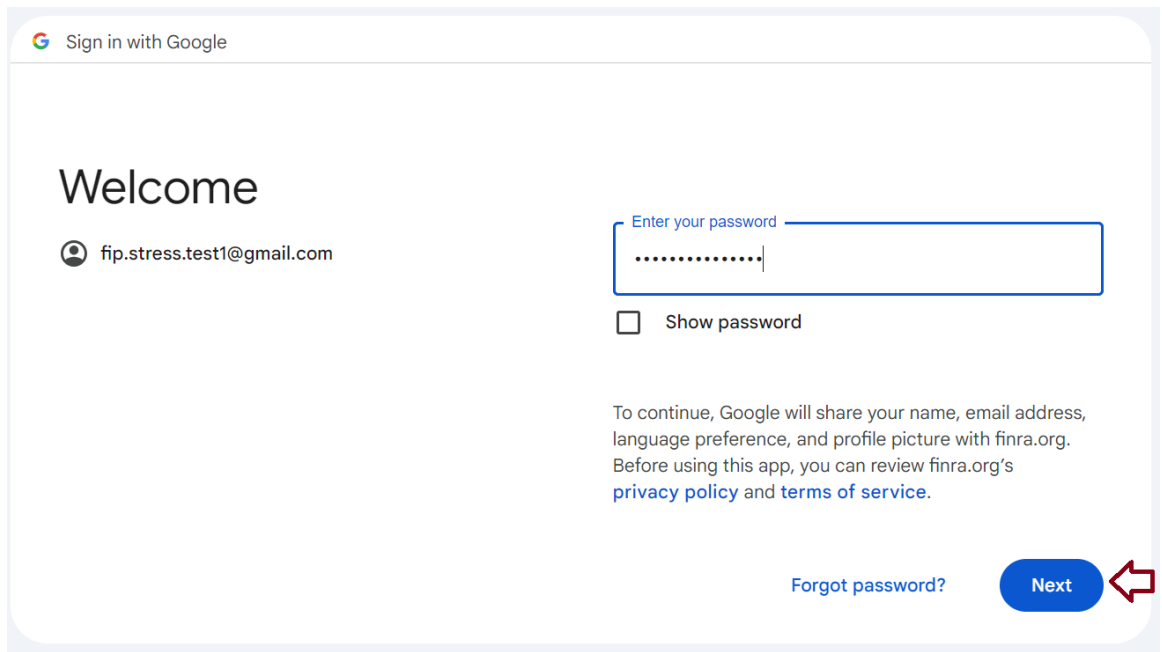
to continue to [finra.org](#)

→

Forgot email?

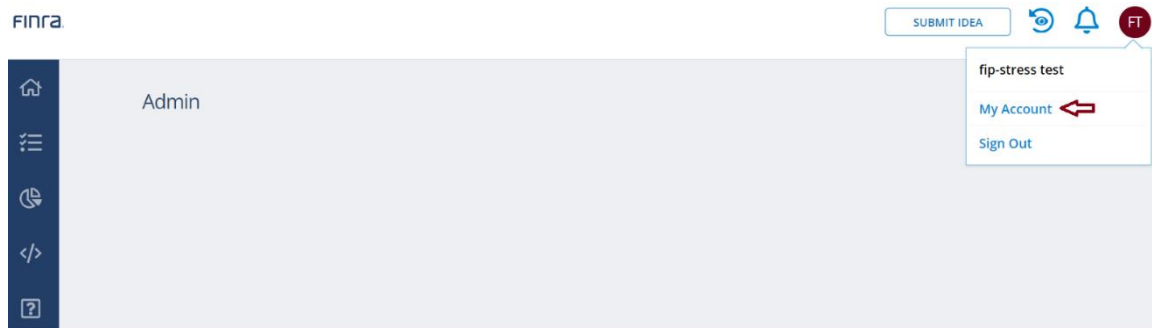
To continue, Google will share your name, email address, language preference, and profile picture with finra.org. Before using this app, you can review finra.org's [privacy policy](#) and [terms of service](#).

Create account **Next** ←

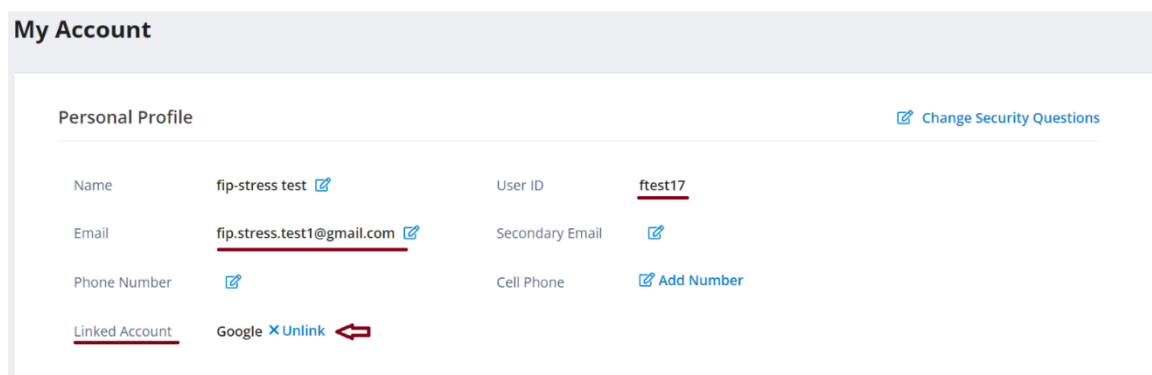


#### Section 4: How to remove the Google sign-in option from a FINRA individual account

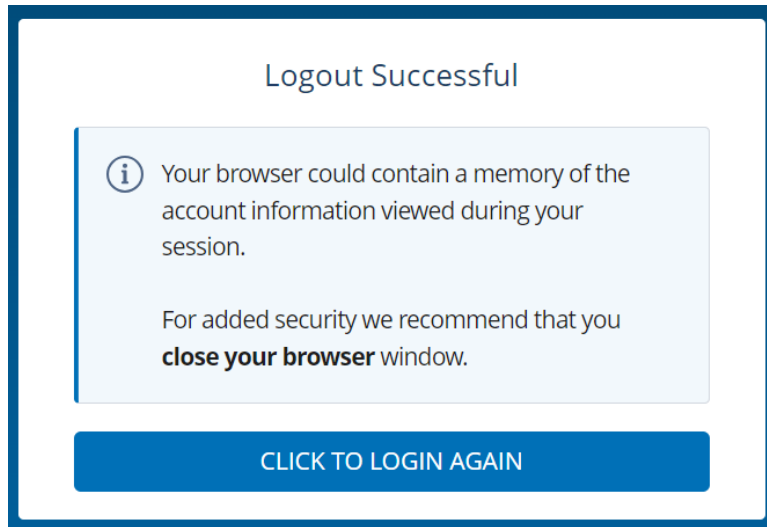
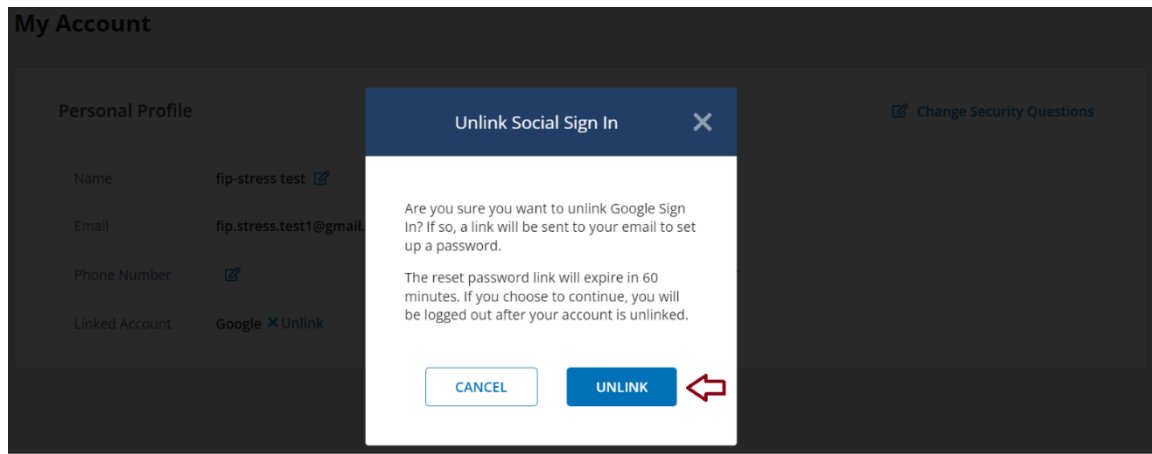
1. Log in to your account either using your password or the Sign In With Google option.
2. Go to the **My Account** page.



3. Select the **Unlink** option.



4. Select **Unlink** again when prompted. You'll receive two emails after unlinking: one with your user ID and another with a reset password link. Please note that the reset password link expires after 60 minutes.



5. Click on the **reset password** link from the email to set up a new password. Press the **Save** button to finish resetting your password.

## Reset Password

User ID

New Password

 Show

Confirm New Password

 Show

CANCEL

SAVE

